

**WILLOWS UNIFIED SCHOOL DISTRICT**  
**Office of the Superintendent**

**Date of Meeting: April 4, 2024**

**Request For Placement on Board Agenda:**

**AGENDA TOPIC:           Accept Proposal from Park Planet for TK Playground  
Equipment at Murdock Elementary School**

**PRESENTER:               Debbie Costello, Director of Business Services**

---

**BACKGROUND**

Modernization of the TK (500) Wing is now underway at Murdock Elementary School. An additional element of the development of a dedicated TK Wing is the installation of an age-appropriate playground on the north side of the 500 wing classrooms. The District sought proposals from three providers and has received an acceptable response from Park Planet, who has also assured us they can meet our timeline to complete installation by July 31, 2024 subject to timely acceptance of this proposal.

Universal Pre-K (UPK) Planning and Implementation Grant funds received in 2022 and 2023 will be utilized for the cost of equipment and installation as shown on the attached proposal / quote.

The site preparation including excavation, base rock and concrete curbing will be funded as part of the modernization project.

**RECOMMENDATION**

District Administration recommends the board accepts the proposal from Park Planet for the TK Playground project.



Park Planet  
 a Division of Park Associates, Inc.  
 415 Elm Street  
 Red Bluff CA 96080

**Quote# Q24-1995**

Murdock Elementary - TK Playground

**Bill To:**

Willows Unified School District  
 823 West Laurel Street  
 Willows CA 95988  
 United States

**Quote Date: 03/29/2024**

**Quote Expires: 04/28/2024**

**Terms: Net 30dys / Install**

**Quote Total: \$114,957.14**

Contact Name	Contact Phone	Contact Email	Sales Rep	Sales Rep Email
Debbie Costell	+15309356600 ext. 5	<a href="mailto:dcostello@willowsunified.org">dcostello@willowsunified.org</a>	Kyle Knox	<a href="mailto:kyle@parkplanet.com">kyle@parkplanet.com</a>

Description	Vendor	Qty	Rate	Amount
<b>PLAYGROUND EQUIPMENT</b>				
<b>PR-R35</b> Custom Round 3.5 Steel Play System..SN: TBD - PLAYSTRUCTURE	Playcraft Systems, Inc	1	\$27,487.00	\$27,487.00
<b>PR-R35</b> Custom Round 3.5 Steel Play System..SN: TBD - PANEL WALL	Playcraft Systems, Inc	1	\$6,078.00	\$6,078.00
<b>A2-2478</b> PC 2478 Spin Max Pod	Playcraft Systems, Inc	1	\$4,711.00	\$4,711.00
<b>A2-ER1236-3-CO</b> Erector Rock Crawl Over	Playcraft Systems, Inc	1	\$3,988.00	\$3,988.00
<b>SHIPPING</b>				
<b>Playcraft Freight</b> Playcraft Freight	Playcraft Systems, Inc	1	\$2,143.00	\$2,143.00
<b>INSTALLATION</b>				
Installation by Park Associates Inc. CA - Lic# 959805 DIR# PW-LR-1000423561 Wage Rate: Prevailing Installation assumes normal digging conditions with standard bobcat & auger. Bobcat & concrete truck access required.				
<b>Install - CA</b> Installation of Playground Equipment: Includes: - Receive and offload equipment	Park Associates dba PARK PLANET	1	\$24,286.00	\$24,286.00
<b>Install - CA</b> Supply and install approx. 1,600 sqft of PIP rubber surfacing; - 5' Fall height - 50/50 Black and Standard Color Blend	Park Associates dba PARK PLANET	1,600	\$27.00	\$43,200.00



Park Planet  
 a Division of Park Associates, Inc.  
 415 Elm Street  
 Red Bluff CA 96080

**Quote# Q24-1995**

Murdock Elementary - TK Playground

Description	Vendor	Qty	Rate	Amount
-------------	--------	-----	------	--------

EXCLUSIONS

EXCLUSIONS

- Location/Marking of utility, plumbing and irrigation lines
- Dumpster for trash and packaging materials
- Moving equipment from storage site to construction site
- Site preparation not specifically stated
- Drainage Consideration
- Inspections, material testing, or applicable permits and fees
- Removal of obstacles in access route
- Landscape/Hardscape repair based on access route
- Cleaning of structure(s) is excluded unless otherwise stated
- Site security including security fencing
- Bonding or Special Insurance - fees may apply if required

By signing below, you acknowledge and agree to our Contract; Exclusions, Conditions & Payment Terms, which are to be included in, and supersede any additional contracts or sub-contract agreements made separately based on this "Estimate". Unless otherwise specified above we Exclude Responsibility for: additional mobilizations due to delays or layout conflicts, conditions unforeseen and/or not disclosed at time of estimate, repairing unmarked underground utilities and pipes. Site Conditions Prior to Installation: Grades; stable, compacted, & workable (rough grade to be taken + or - one tenth of one inch), adequate access to work site provided for workmen, materials, tools & equipment. Quote assumes all labor to be completed without interruption.

---

<b>Subtotal</b>	\$111,893.00
<b>Tax Total (%)</b>	\$3,064.14
<b>Total</b>	<b>\$114,957.14</b>



Park Planet  
a Division of Park Associates, Inc.  
415 Elm Street  
Red Bluff CA 96080

**Quote# Q24-1995**

Murdock Elementary - TK Playground

A PURCHASE ORDER OR SIGNED CHANGE ORDER MUST BE RECEIVED BEFORE ADDITIONAL EQUIPMENT, INSTALLATION, OR SERVICES CAN PROCEED. IF PAYING BY CREDIT CARD, A SURCHARGE WILL BE ASSESSED ON PAYMENT AMOUNT FOR 3.5% VISA/MC OR 5% AMEX.

Printed Name: Ermett Koesperich Title: Superintendent

Authorized Signature: \_\_\_\_\_ Date: \_\_\_\_\_

\*\*Purchasing agent who is authorized to enter into binding agreement for quoted entity.

\*\*By signing this quote, I have read and agree to the quote Terms & Conditions listed below, on the following page.



Park Planet  
a Division of Park Associates, Inc.  
415 Elm Street  
Red Bluff CA 96080

**Quote# Q24-1995**  
Murdock Elementary - TK Playground

## TERMS & CONDITIONS

1. General Notes Assembly, Installation and Offloading NOT included unless otherwise noted.  
Payment and Performance bonds, Builder's Risk and special insurance NOT included unless stated and quoted.  
Customer responsible for quantities and model numbers. Revised quote needed if quantities revised.
2. Payment / Ordering Credit terms specific to each customer. See terms in upper right corner of Park Planet quotes..  
Purchase orders or purchase contracts are needed to order. If none available, a signed Park Planet quote may be used in lieu of a formal PO.  
All past due accounts subject to 1 ½ % monthly finance charge. In the event legal action is required to effect collection, venue shall be Red Bluff, CA.
3. Shipping / Unloading Shipped by Common Carrier – Customer will need 2 to 4 people to unload. Liftgate NOT included unless quoted. Items will be boxed and / or stretch wrapped to pallets and customer is responsible for offloading. Delivery Drivers do NOT unload.  
IMPORTANT: Customer is responsible for receiving and checking quantities and condition at time of delivery Please note any shortages or damages on delivery copy.  
Notwithstanding anything to the contrary in any Contract Documents, Customer understands that estimated shipment times for materials are an estimate only. We have no control over shipment dates. We thus make no guarantee to Owner or Customer regarding the projected shipment dates for materials and shall not be liable for any loss caused by the timing of shipments.
4. Engineered Wood Fiber  
Customer to provide access for Engineered Wood Fiber delivery with tractor truck and 53' trailer.  
Compaction of the Engineered Wood Fiber is NOT included in the installation cost, if desired, please request an updated proposal.
5. General Notes for Purchased Installation  
Installation does NOT include ground preparation, excavation, safety surfacing, and/or safety surfacing borders, prep work, flat work, grading, rerouting of water, electric, drainage or sprinkler lines unless otherwise noted in the proposal.  
Demo of existing equipment or safety surfacing is NOT included unless otherwise stated in the proposal.  
ROCK CLAUSE: Pricing is based on normal soil conditions which would allow an auger on a tractor to dig footings. If rocks/boulders interfere with the progress of the excavation, additional fees may apply.  
ACCESS CLAUSE: Installation based on clear access to area. Crane service is NOT included. Customer to provide access for bobcat to work area, bobcat will be provided by the installer. Minimum access shall be 7' wide and 7' high. If adequate access is not provided additional charges may apply and repairs to landscape and irrigation may be required. Customer is responsible for any repairs to landscape if proper access is not provided.  
UTILITY CLAUSE: Unless stated in writing in the quote proposal, installation does not include marking of utilities by Dig Alert or other similar entities. Customer can, however, call Dig Alert directly. Dig Alert CANNOT locate any private lines, PVC or plastic water lines. Installation does NOT include repair or relocating any underground utilities, such as drainage, irrigation, live water lines, main low voltage lines, gas, electrical, communication, or sewer etc.  
Customers responsibility to provide locations of any utilities prior to commencement of work.  
Customer is responsible for all landscape repairs such as, but not limited to damaged trees, bushes, lawn, curbing, sidewalks and/or asphalt paving caused by materials truck and/or 2ton bobcat needed to complete project.
6. Temporary Fencing  
Security guards and/or temporary fencing to prevent injuries, vandalism and/or accidental damage to install area or to the rubberized surface while it sets is NOT included unless noted on quote. If desired, the installers can put up caution tape, but Temporary Fencing is recommended. Although the fencing, if provided, is intended to provide this security, the overall security of the property is ultimately the responsibility of customer. We are not responsible for any vandalism or injuries even with the provision of the fencing.
7. ADA Access  
Play Equipment MUST be installed over an impact absorbing surface such as ADA compliant Engineered Wood Fiber or Rubber Surfacing. If not quoted, please call for details.  
This area is NOT ADA compliant without the installation of compliant surfacing and an accessible route up to and into the playground area. Please call for details.
8. Poured in Place Rubber Surfacing  
Rubber Surfacing cannot be installed during extreme weather conditions and may not be installed if rain or frost is forecasted during 48-72 hr. cure time. 24 Hour Manned Security is NOT included in Park Planet quotes.
9. Shade Shelters (non DSA)  
Shade Shelter installation price EXCLUDES – unless otherwise stated in this quote engineering, drawings, calculations, permits, permit submittal, site plans, special inspections, soil reports, impact fees, special assessment fees. Customer is responsible for any and all of these items if required by the City/County.  
PLEASE NOTE: Shade Orders are NOT released into production until permit is issued!  
Shade Shelter installation price EXCLUDES concrete pad, footings, masonry columns, electrical wiring and lights unless otherwise noted.
10. Shade Shelters (DSA)  
Fabrication cannot begin until AFTER DSA approval by your architect  
DSA in-plant Welding Inspector to be hired by the School District. Welding Inspector fee has NOT been quoted.  
School District / Architect responsible for submission of plans to DSA for DSA approval  
Pricing does NOT include footings, steel cages, anchor bolts, or erecting of shade shelter unless otherwise noted.
11. Prevailing Wages – assumed and quoted unless specifically excluded due to private works.  
Park Planet does not meet the Skilled & Trained Workforce Requirements and will not participate in same. Park Planet will not sign any PLA's for Union Work and is not signatory to any unions.
12. Indemnity Provision  
Notwithstanding anything to the contrary in any Contract Documents we shall have no duty to defend or indemnify Owner, Customer, or any other party we agree to defend or indemnify in any Contract Documents for that portion of any claim arising out of the comparative fault of any party we agree to defend or indemnify in any Contract Documents.

# MURDOCK ELEMENTARY SITE PLAN

## ADA ACCESSIBILITY GUIDELINES - ADAAG CONFORMANCE

ELEVATED	ACCESSIBLE	RAMP ACCESSIBLE	GROUND	TYPES
7	7/4	0/0	6/2	3/2

**R35**

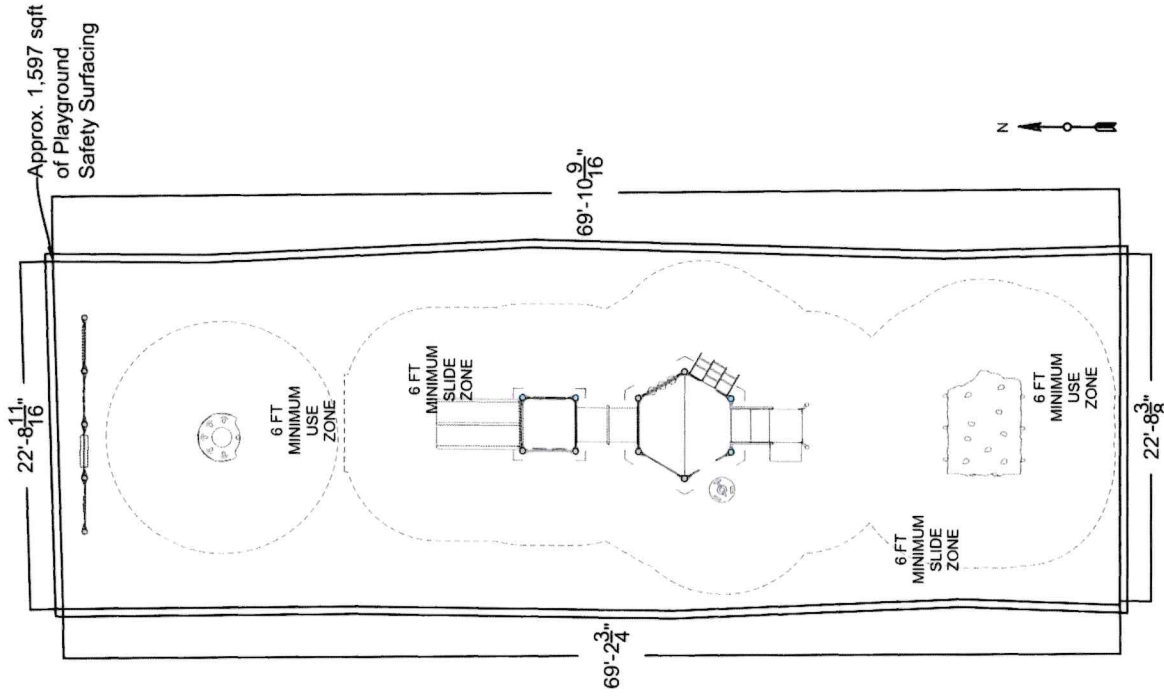
FOR KIDS  
AGES  
[Mixed]

### GENERAL NOTES

This Preliminary Site Plan is based on measurements that were provided in the initial planning phase. All dimensions must be verified prior to the submission of a purchase order. Playcraft Systems will not be held responsible for any discrepancies between actual dimensions and dimensions submitted in the planning phase.

The Minimum Use Zone for a play structure is based on the product design at the time of proposal. Components and structure designs may be subject to change which may affect dimensions. Therefore, before preparing the site, we strongly recommend obtaining final drawings from the factory (available after the order is placed and included in the Assembly Manual).

**WARNING:** Accessible safety surfacing material is required beneath and around this equipment that has a critical height value (Fall Height) appropriate for the highest accessible part of this equipment. Refer to the CPSC'S Handbook For Public Playground Safety, Section 4: Surfacing.



PROJECT #  
DATE

PPT22DCF66A  
3/22/2024

### Park Planet

MIN. USE ZONE 22' x 69' (6.657m x 20.748m)



# MURDOCK ELEMENTARY TOP VIEW

## ADA ACCESSIBILITY GUIDELINES - ADAAG CONFORMANCE

ELEVATED	ACCESSIBLE	RAMP ACCESSIBLE	GROUND	TYPES
0	0/0	0/0	4/0	3/0
CHILD CAPACITY	8	MAX FALL HEIGHT	0	

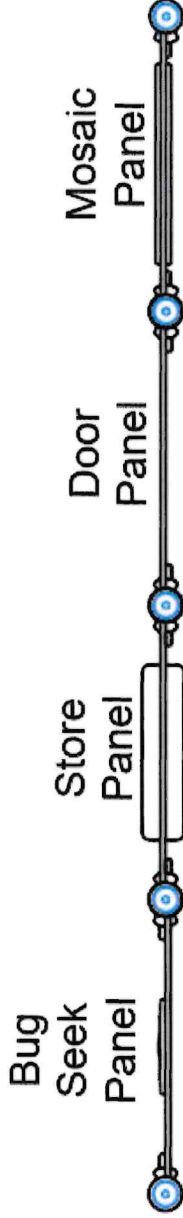
R35

FOR KIDS  
AGES  
5-12

### GENERAL NOTES

This conceptual plan is based on information provided prior to construction. Detailed site information, including the following, should be obtained, evaluated, and utilized in the final project design. Exact site dimensions, topography, existing utilities, soil conditions and drainage solutions.

**WARNING:** Accessible safety surfacing material is required beneath and around this equipment that has a critical height value (Fall Height) appropriate for the highest accessible part of this equipment. Refer to the CPSC's Handbook For Public Playground Safety, Section 4: Surfacing.



STRUCTURE # R35CCF1BA  
PROJECT # PPT22DCF66A  
DATE 3/22/2024

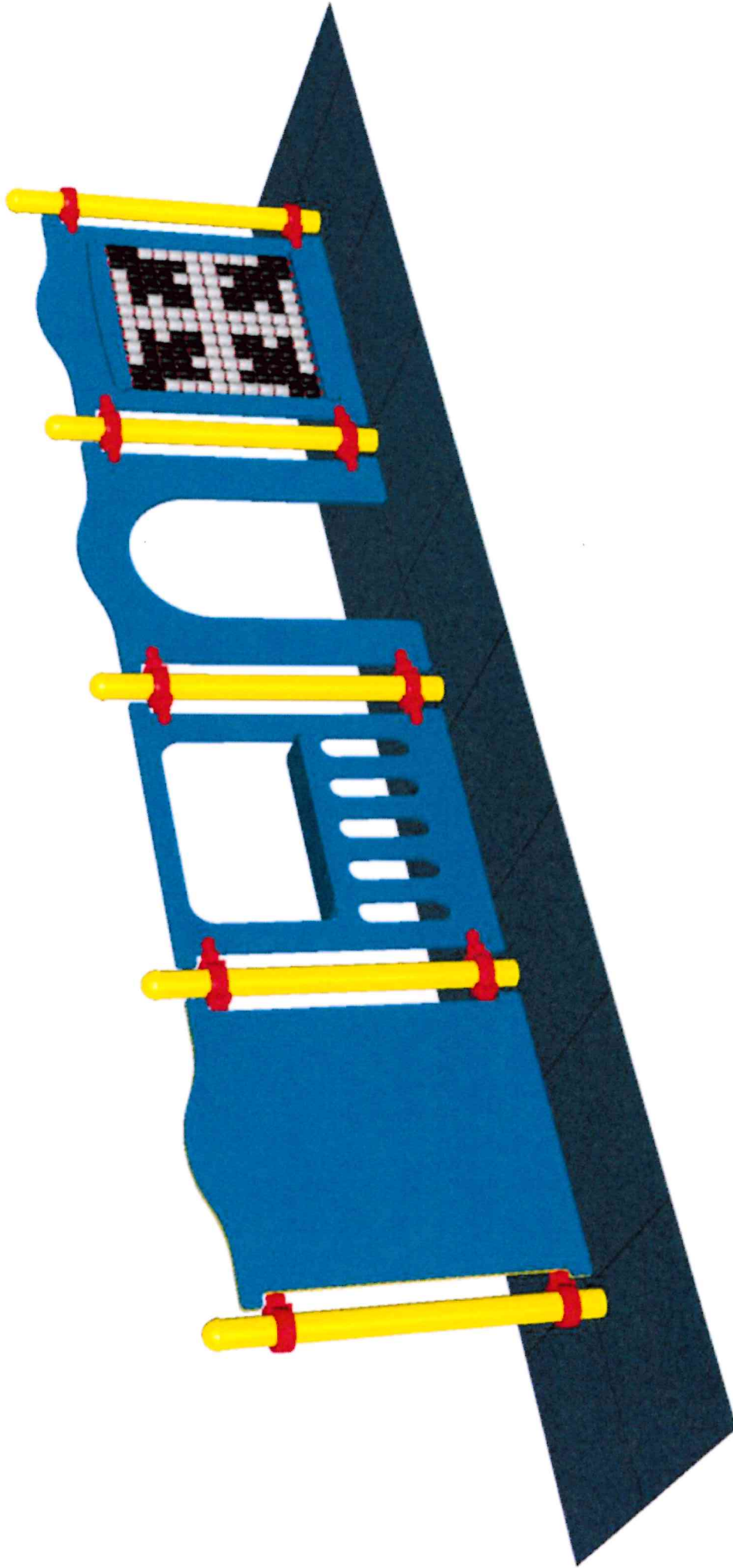
**Park Planet**  
MIN. USE ZONE 15' x 1' (4.356m x 0.152m)



**MURDOCK ELEMENTARY  
SW VIEW**

FOR KIDS  
AGES  
5-12

**R35**



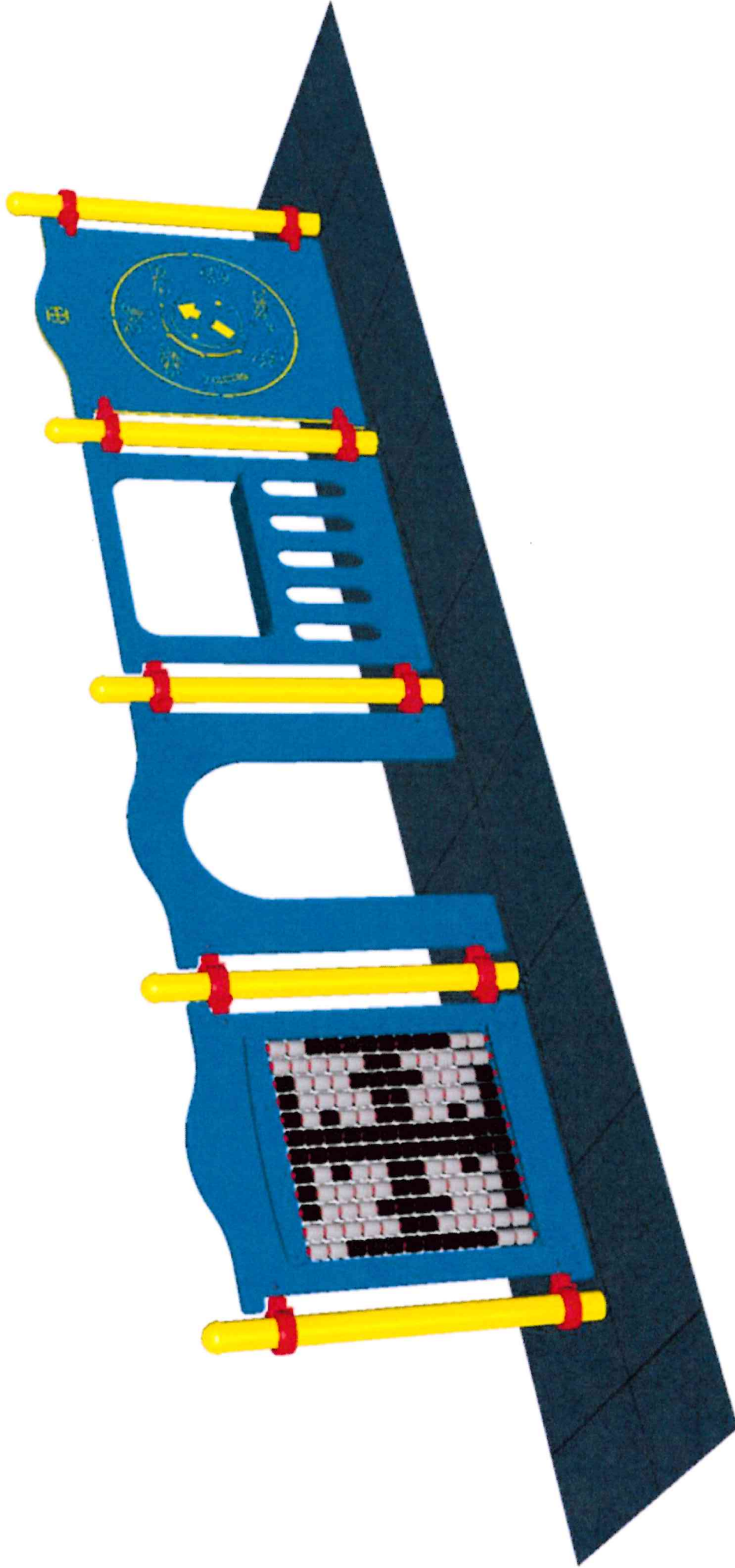
STRUCTURE # R35CCF1BA  
PROJECT # PPT22DCF66A  
DATE 3/22/2024



**MURDOCK ELEMENTARY  
NE VIEW**

FOR KIDS  
AGES  
5-12

**R35**



STRUCTURE # R35CCF1BA  
PROJECT # PPT22DCF66A  
DATE 3/22/2024

**MURDOCK ELEMENTARY  
TOP VIEW**

**ADA ACCESSIBILITY GUIDELINES - ADAAG CONFORMANCE**

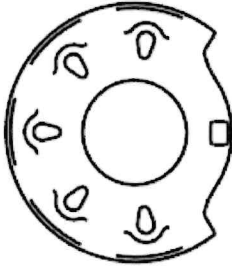
FOR KIDS  
AGES  
5-12

ELEVATED	ACCESSIBLE	RAMP ACCESSIBLE	GROUND	TYPES
0	0/0	0/0	1/0	1/0
CHILD CAPACITY	2	MAX FALL HEIGHT	12	

**GENERAL NOTES**

This conceptual plan is based on information provided prior to construction. Detailed site information, including the following, should be obtained, evaluated, and utilized in the final project design. Exact site dimensions, topography, existing utilities, soil conditions and drainage solutions.

**WARNING:** Accessible safety surfacing material is required beneath and around this equipment that has a critical height value (Fall Height) appropriate for the highest accessible part of this equipment. Refer to the CPSC'S Handbook For Public Playground Safety, Section 4: Surfacing.



**PC 2478  
SPIN MAX  
POD**


STRUCTURE # FREPC2478  
PROJECT # PPT22DCF66A  
DATE 3/22/2024

**Park Planet**  
MIN. USE ZONE 16' x 16' (4.628m x 4.628m)



**MURDOCK ELEMENTARY**  
**SW VIEW**

FOR KIDS  
AGES  
5-12



STRUCTURE # FREPC2478  
PROJECT # PPT22DCF66A  
DATE 3/22/2024

# MURDOCK ELEMENTARY TOP VIEW

## ADA ACCESSIBILITY GUIDELINES - ADAAG CONFORMANCE

ELEVATED	ACCESSIBLE	RAMP ACCESSIBLE	GROUND	TYPES
8	8/4	0/0	0/3	0/3
CHILD CAPACITY	51	MAX FALL HEIGHT	36	

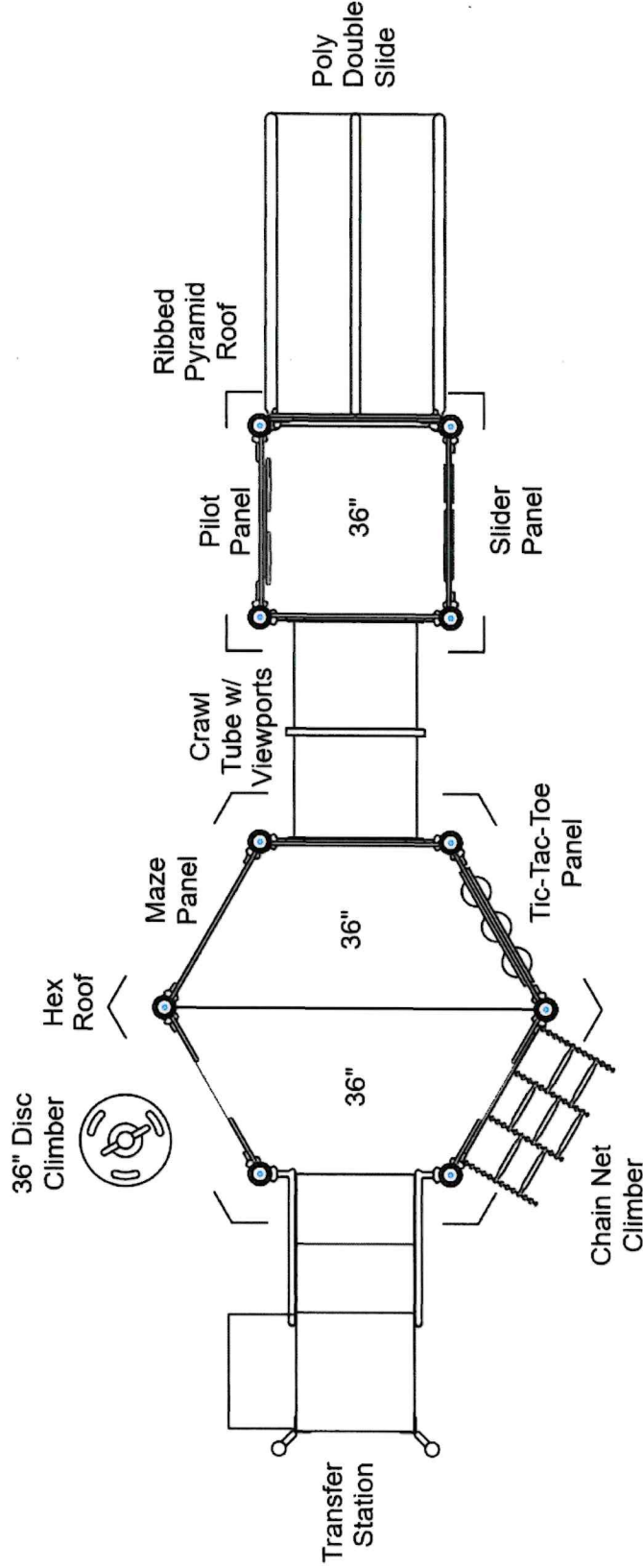
**R35**

FOR KIDS  
AGES  
2-5

### GENERAL NOTES

This conceptual plan is based on information provided prior to construction. Detailed site information, including the following, should be obtained, evaluated, and utilized in the final project design. Exact site dimensions, topography, existing utilities, soil conditions and drainage solutions.

**WARNING:** Accessible safety surfacing material is required beneath and around this equipment that has a critical height value (Fall Height) appropriate for the highest accessible part of this equipment. Refer to the CPSC'S Handbook For Public Playground Safety, Section 4: Surfacing.



STRUCTURE # R35E0BA6A  
PROJECT # PPT22DCf66A  
DATE 3/22/2024

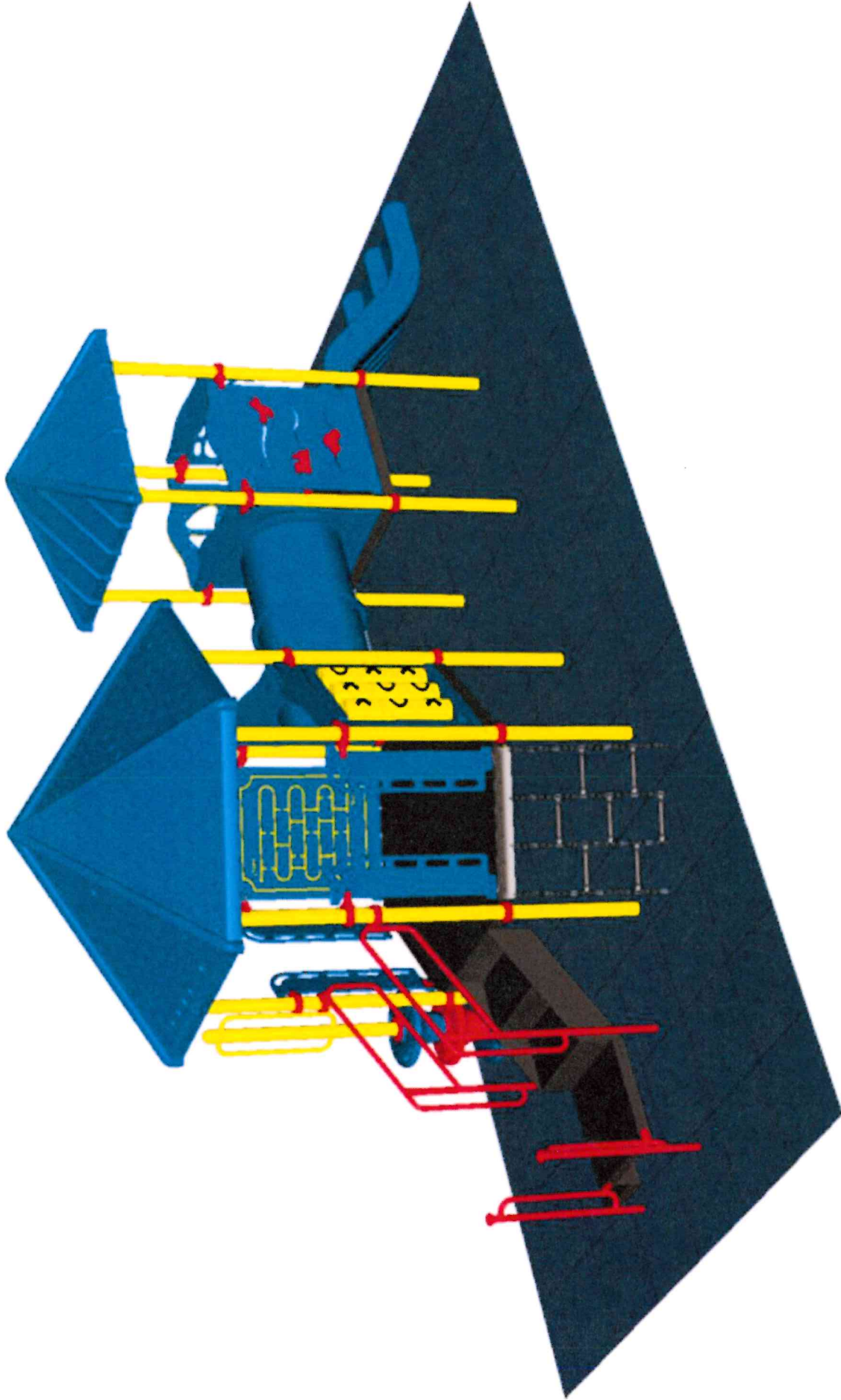
### Park Planet

MIN. USE ZONE 37' x 22' (11.139m x 6.657m)



**MURDOCK ELEMENTARY  
SW VIEW**

**R35**  
FOR KIDS  
AGES  
2-5



STRUCTURE # R35E0BA6A  
PROJECT # PPT22DCF66A  
DATE 3/22/2024

**MURDOCK ELEMENTARY  
TOP VIEW**

**ADA ACCESSIBILITY GUIDELINES - ADAAG CONFORMANCE**

ELEVATED	ACCESSIBLE	RAMP ACCESSIBLE	GROUND	TYPES
0	0/0	0/0	1/0	1/0
CHILD CAPACITY	5	MAX FALL HEIGHT	36	

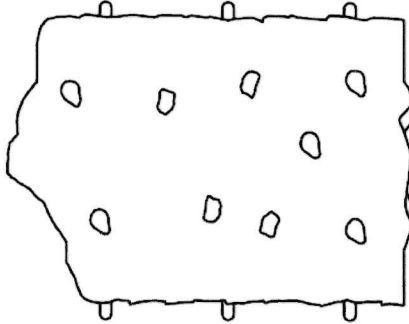
FOR KIDS  
AGES  
2-5

**GENERAL NOTES**

This conceptual plan is based on information provided prior to construction. Detailed site information, including the following, should be obtained, evaluated, and utilized in the final project design. Exact site dimensions, topography, existing utilities, soil conditions and drainage solutions.

**WARNING:** Accessible safety surfacing material is required beneath and around this equipment that has a critical height value (Fall Height) appropriate for the highest accessible part of this equipment. Refer to the CPSC'S Handbook For Public Playground Safety, Section 4: Surfacing.

PC  
ER-1236-3-  
CO  
ERECTOR  
ROCK  
CRAWL  
OVER




STRUCTURE # FS1  
PROJECT # PPT22DC66A  
DATE 3/22/2024

**Park Planet**  
MIN. USE ZONE 18' x 19' (5.306m x 5.764m)



**MURDOCK ELEMENTARY**  
**SW VIEW**

FOR KIDS  
AGES  
2-5



STRUCTURE # FS1  
PROJECT # PPT22DCF66A  
DATE 3/22/2024

**MURDOCK ELEMENTARY**

**Project #** PPT22DCF66A

**Date** 3/22/2024

<b>Item / Part Number</b>	<b>Description</b>	<b>Qty</b>
<b>[R35CCF1BA]</b>		
HS-1004-R35	Collars	11
GG-8135	Dome Cap, R3.5	5
S-1007-R35-07ft	Post, 07ft R3.5	5
S-1615-R35I	Store Panel	1
S-1618-BUG-R35I	Seek Panel (Bug)	1
S-1654-R35I	Door Panel	1
S-1685-R35I	Mosaic Panel	1
<b>[FREPC2478]</b>		
A2-2478	PC 2478 Spin Max Pod	1
<b>[R35E0BA6A]</b>		
HS-1004-R35	Collars	24
S-1012-R35-12ft	Post, 12ft R3.5	10
S-1101-R35	Square Deck	1
S-1106-R35	Hex Deck, Half (4 Post)	2
S-1209-24-R35	Transfer Station, 36in-L	1
S-1221-3	Climber, Chain Net 30-36in	1
S-1233-3-HW	Climber, Disc 30-36in (w/ HW)	1
S-1309-2-R35	Half Walls (Pair) R35	2
S-1500-24-2R35	Crawl Tube, 24in (2-Section, w/ Viewports)	1
S-1607-R35	Maze Panel	1
S-1614-R35	Slider Panel	1
S-1616-R35	Tic-Tac-Toe Panel	1
S-1643-R35	Pilot Panel	1
S-1702-3R35	Slide, Double 36in	1
S-1802-R35	Roof, Square Pyramid (Ribbed)	1
S-1803-R35	Roof, Hex	1
<b>[FS1]</b>		
A2-ER1236-3-CO	ER-1236-3-CO Erector Rock Crawl Over	1